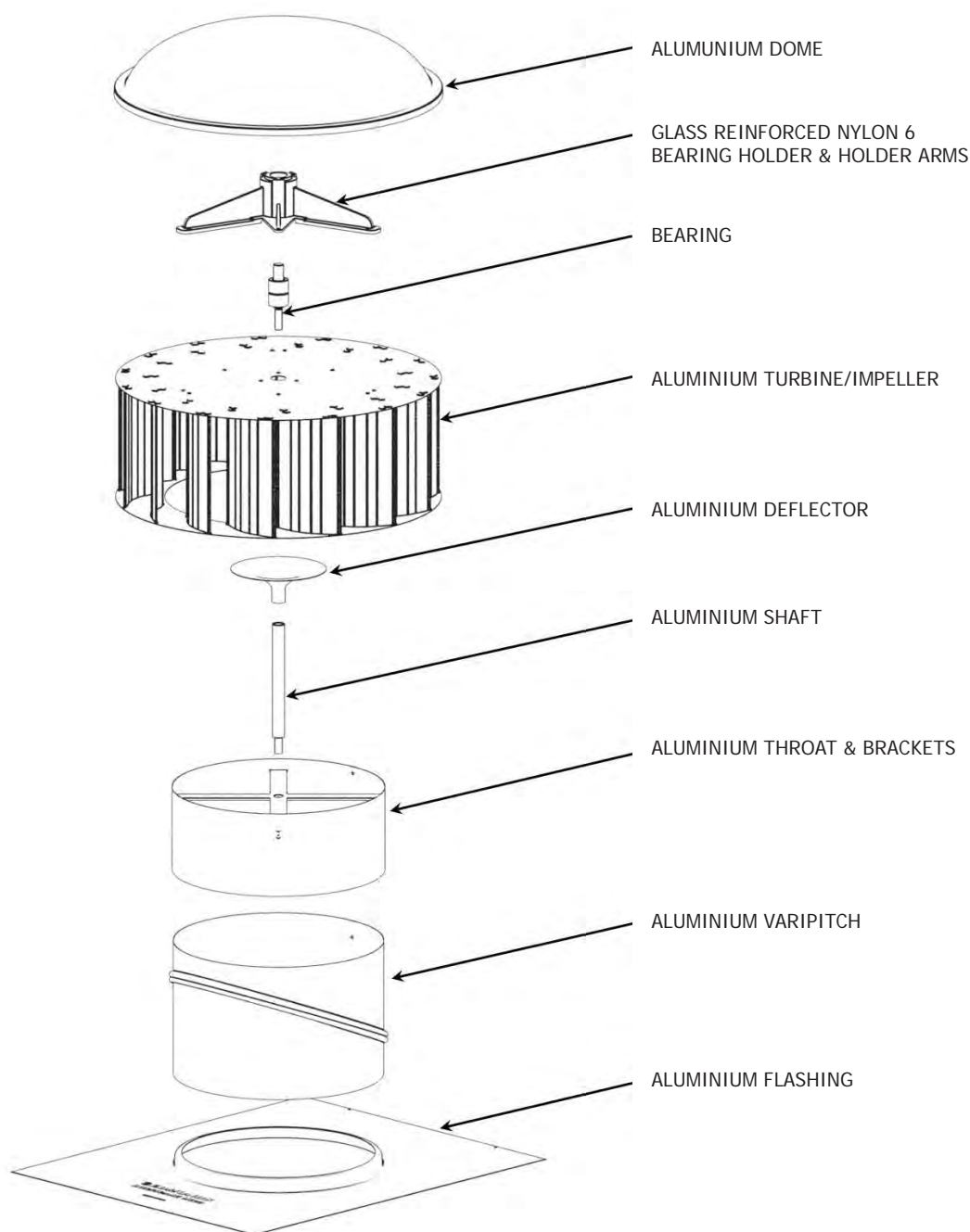


EXPLODED VIEW

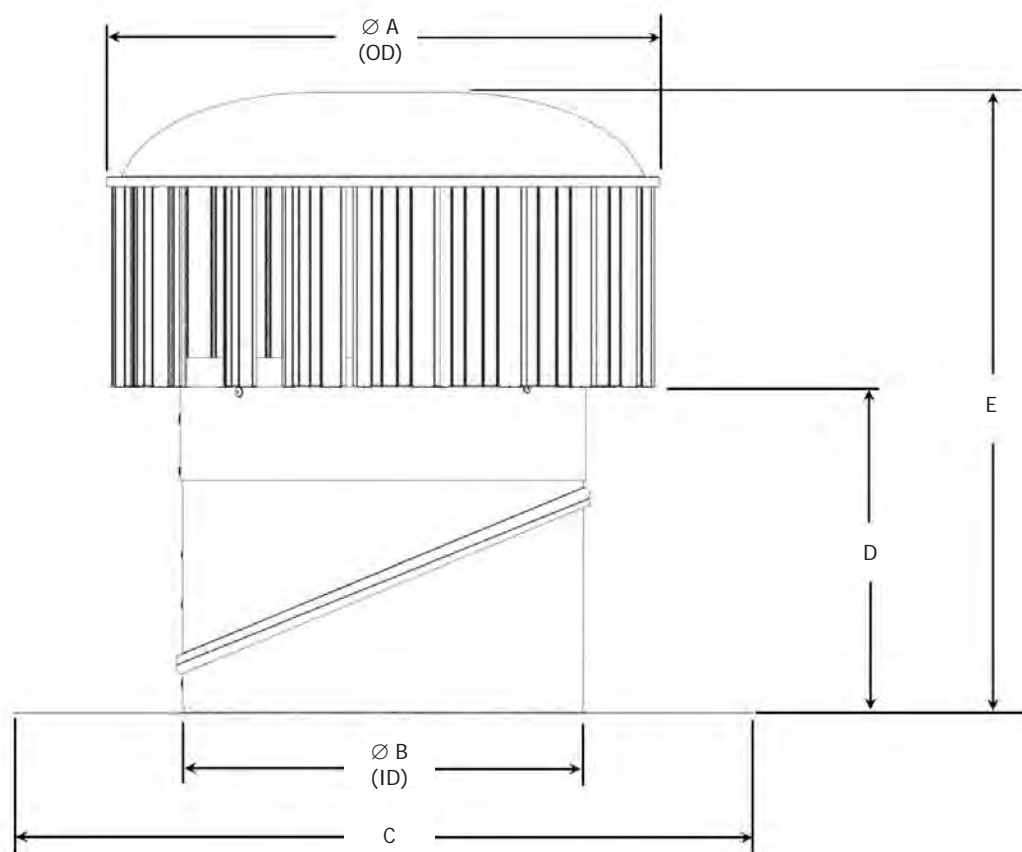
Model S2 100 - S2 400



PRODUCT DIMENSION & WEIGHT

Model S2 100 - S2 400

Turbine, Varipitch and Flashing¹



A : Overall turbine diameter B : Internal diameter of flashing opening C : Flashing Overall
D : Clearance flashing to turbine E : Overall Height

In Metric Units

Model	Dimensions* (mm)					Weight kg
	ØA	ØB	C	D	E	
S2 100	290	99	430 x 430	139	313	1.80
S2 150	332	145	430 x 430	164	363	2.40
S2 300	477	298	600 x 500	225	480	4.90
S2 400	561	401	750 x 700	274	564	6.30

* Tolerance is within +/- 5mm and +/- 0.5kgs

In Imperial Units

Model	Dimensions# (inches)					Weight lb
	ØA	ØB	C	D	E	
S2 100	11.4	3.90	16.9 x 16.9	5.5	12.3	3.97
S2 150	13.1	5.71	16.9 x 16.9	6.5	14.3	5.29
S2 300	18.8	11.73	23.6 x 19.7	8.9	18.9	10.80
S2 400	22.1	15.79	29.5 x 27.6	10.8	22.2	13.89

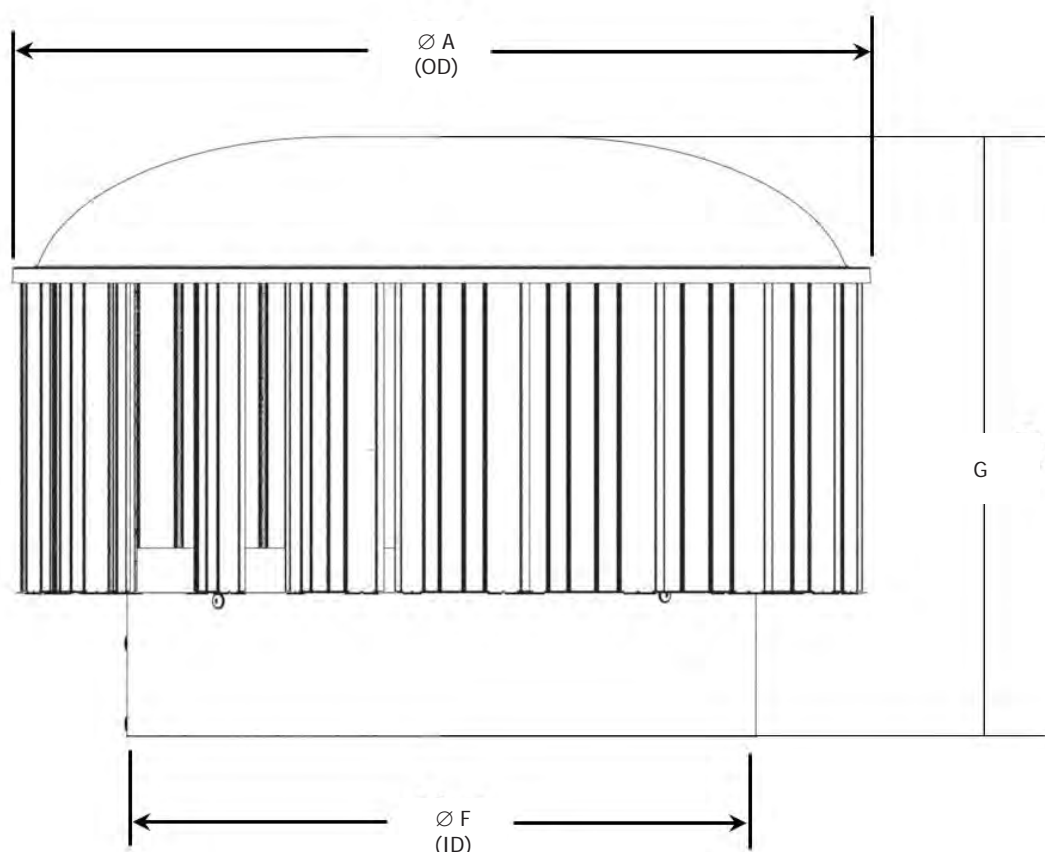
Tolerance is within +/- 0.2 inches and +/- 1.1lbs

¹ The Hurricane throat overlaps the Varipitch. The height listed above is with the maximum overlap (lowest overall height). Revolving the Varipitch to suit a roof slope also reduces the complete ventilator's overall height.

PRODUCT DIMENSION & WEIGHT

Model S2 100 - S2 400

Turbine



A : Overall turbine diameter

F : Effective inner throat opening area

G: Overall turbine only height

In Metric Units

Model	Dimensions* (mm)			Weight
	ØA	ØF	G	kg
S2 100	290	107	253	1.30
S2 150	332	155	283	1.90
S2 300	477	308	384	3.70
S2 400	561	410	389	4.50

* Tolerance is within +/- 5mm and +/- 0.5kgs

In Imperial Units

Model	Dimensions# (inches)			Weight
	ØA	ØF	G	lb
S2 100	11.4	4.2	10.0	2.87
S2 150	13.1	6.1	11.1	4.19
S2 300	18.8	12.1	15.1	8.16
S2 400	22.1	16.1	15.3	9.92

Tolerance is within +/- 0.2 inches and +/- 1.1lbs

PRODUCT CLASSIFICATION AND PERFORMANCE

Model S2 100 - S2 400

PRODUCT INFORMATION SUMMARY

Ventilator Range	Hurricane*			
Ventilator Model	H100	H150	H300	H400
Ventilator Type (AS/NZS 4740:2000 cl 1.5)	Type 4 - Rotating wind-driven roof ventilator			
Ventilator Performance Class (AS/NZS 4740:2000 Table 1.2)				
Rain Resistance	50 m/s No Water - Class A	50 m/s No Water - Class A	50 m/s No Water - Class A	50 m/s No Water - Class A
Effective Aerodynamic Area, EAA	0.004 m²	0.011 m²	0.044 m²	0.078 m²
Effective Aerodynamic Area, C _d	0.6 - Class 2	0.67 - Class 2	0.71 - Class 1	0.7 - Class 1
Flow Coefficient, C _f	0.26 - Class 4	0.28 - Class 4	0.31 - Class 3	0.24 - Class 4
Wind Loading	57m/s - Level 1	57m/s - Level 1	57m/s - Level 1	57m/s - Level 1
Nominal Performance* (m³/hr)				
0 m/s	31 m³/hr	97 m³/hr	376 m³/hr	669 m³/hr
3 m/s	32 m³/hr	103 m³/hr	404 m³/hr	699 m³/hr
6 m/s	37 m³/hr	119 m³/hr	478 m³/hr	783 m³/hr

*In accordance to AS/NZS 4740:2000 nominal performance parameters, as per cl3.5 at h = 6m, ΔT = 14°C, T = 20°C

PERFORMANCE

Natural wind ventilators must be manufactured in Australia and in an ISO 9001 certified factory. They must

- Be tested in accordance to the Australian and New Zealand standard AS/NZS 4740:2000.
- Have the tested capability of withstanding wind speed of 205.2km/hr.

FINISHES

- Ventilator turbine must be powder coated inside and outside with either powder coat or white polyolefin coating.
- Available in a range of powder coat colours upon request. Polyolefin coating only available in white.

ACCESSORIES

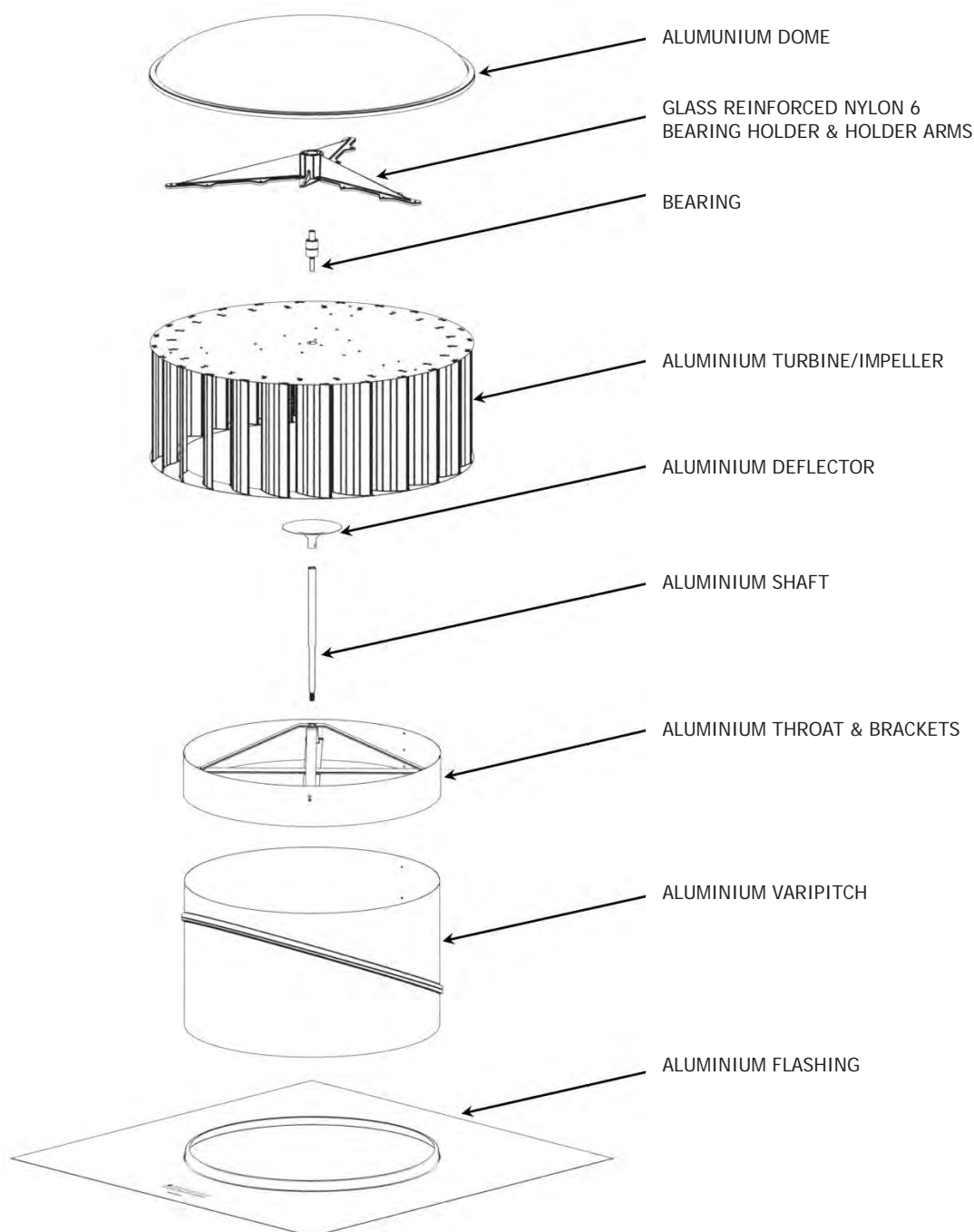
When specified, accessories such as manual damper, electric damper, EC damper grilles, and special bases (spigot, square to round and EX Base) are available upon request.

WARRANTIES

CSR Building Products Limited ABN 55 008 631 356 T/A Bradford ("Bradford") warrants from the date of install, for a period of FIVE (5) YEARS that the Bradford Hurricane[®] Natural Ventilator turbine and body will retain its performance characteristics and be free from faulty materials and workmanship on the condition that the vent is installed in accordance to the installation instructions and was not subject to fire conditions or any exposure to prolong heat. Please refer to Warranty Document on bradfordventilation.com.au for full details.

EXPLODED VIEW

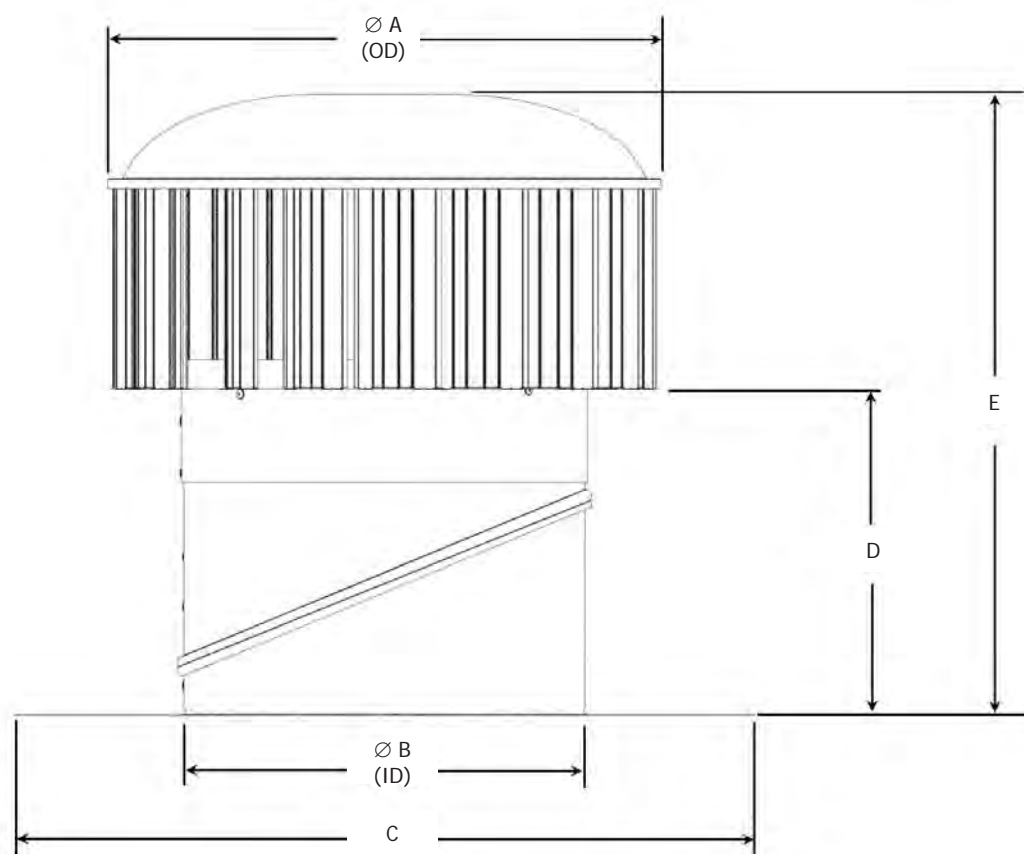
Model S2 450 - S2 600



PRODUCT DIMENSION & WEIGHT

Model S2 450 - S2 600

Turbine, Varipitch and Flashing¹



A : Overall turbine diameter B : Internal diameter of flashing opening C : Flashing Overall
D : Clearance flashing to turbine E : Overall Height

In Metric Units

Model	Dimensions* (mm)					Weight kg
	ØA	ØB	C	D	E	
S2 450	648	452	750 x 700	319	634	8.10
S2 500	702	502	750 x 700	345	700	9.20
S2 600	766	592	1000 x 1000	359	724	11.80

* Tolerance is within +/- 5mm and +/- 0.5kgs

In Imperial Units

Model	Dimensions# (inches)					Weight lb
	ØA	ØB	C	D	E	
S2 450	25.5	17.80	29.5 x 27.7	12.6	25.0	17.86
S2 500	27.6	19.77	29.5 x 27.8	13.6	27.6	20.28
S2 600	30.2	23.30	39.4 x 39.4	14.1	28.5	26.01

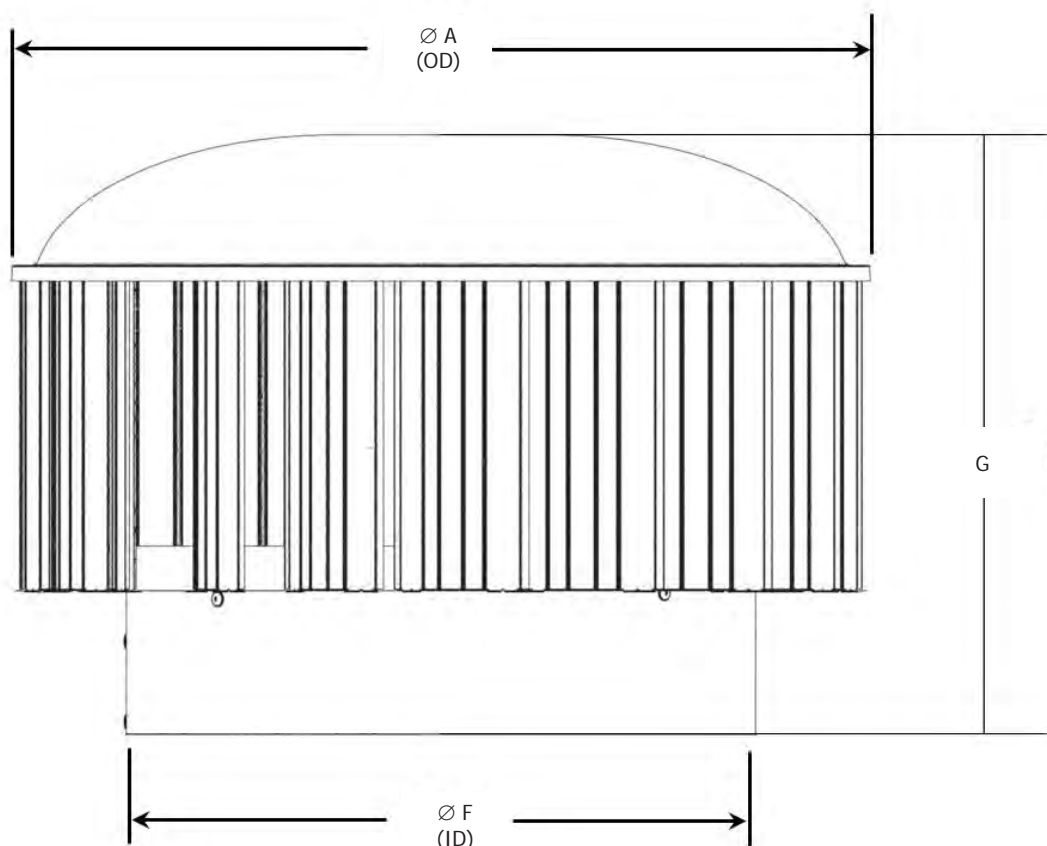
Tolerance is within +/- 0.2 inches and +/- 1.1lbs

¹ The Hurricane throat overlaps the Varipitch. The height listed above is with the maximum overlap (lowest overall height). Revolving the Varipitch to suit a roof slope also reduces the complete ventilator's overall height.

PRODUCT DIMENSION & WEIGHT

Model S2 450 - S2 600

Turbine



A : Overall turbine diameter

F : Effective inner throat opening area

G: Overall turbine only height

In SI Units

Model	Dimensions* (mm)			Weight kg
	$\varnothing A$	$\varnothing F$	G	
S2 450	648	462	443	6.20
S2 500	702	511	459	6.90
S2 600	766	602	484	8.10

* Tolerance is within +/- 5mm and +/- 0.5kgs

In I-P Units

Model	Dimensions# (inches)			Weight lb
	$\varnothing A$	$\varnothing F$	G	
S2 450	25.5	18.2	17.4	13.67
S2 500	27.6	20.1	18.1	15.21
S2 600	30.2	23.7	19.1	17.86

Tolerance is within +/- 0.2 inches and +/- 1.1lbs

PRODUCT CLASSIFICATION AND PERFORMANCE

Model S2 450 - S2 600

PRODUCT INFORMATION SUMMARY

Ventilator Range	Hurricane [*]		
Ventilator Model	S2 450	S2 500	S2 600
Ventilator Type	Type 4 - Rotating wind-driven roof ventilator		
Ventilator Performance Class (AS/NZS 4740:2000 Table 1.2)			
Rain Resistance	50 m/s No Water - Class A	50 m/s No Water - Class A	50 m/s No Water - Class A
Effective Aerodynamic Area, EAA	0.109 m ²	0.128 m ²	0.139 m ²
Effective Aerodynamic Area, C _d	0.77 - Class 1	0.73 - Class 1	0.54 - Class 2
Flow Coefficient, C _f	0.22 - Class 4	0.22 - Class 4	0.18 - Class 4
Wind Loading	57m/s - Level 1	57m/s - Level 1	57m/s - Level 1
Nominal Performance* (m ³ /hr)			
0 m/s	933 m ³ /hr	1090 m ³ /hr	1189 m ³ /hr
3 m/s	969 m ³ /hr	1132 m ³ /hr	1220 m ³ /hr
6 m/s	1068 m ³ /hr	1248 m ³ /hr	1307 m ³ /hr

*In accordance to AS/NZS 4740:2000 nominal performance parameters, as per cl3.5 at h = 6m, ΔT = 14°C, T = 20°C

PERFORMANCE

Natural wind ventilators must be manufactured in Australia and in an ISO 9001 certified factory. They must

- Be tested in accordance to the Australian and New Zealand standard AS/NZS 4740:2000.
- Have the tested capability of withstanding wind speed of 205.2km/hr.

FINISHES

- Ventilator turbine must be powder coated inside and outside with either powder coat or white polyolefin coating.
- Available in a range of powder coat colours upon request. Polyolefin coating only available in white.

ACCESSORIES

When specified, accessories such as manual damper, electric damper, EC damper grilles, and special bases (spigot, square to round and EX Base) are available upon request.

WARRANTIES

CSR Building Products Limited ABN 55 008 631 356 T/A Bradford ("Bradford") warrants from the date of install, for a period of FIVE (5) YEARS that the Bradford Hurricane® Natural Ventilator turbine and body will retain its performance characteristics and be free from faulty materials and workmanship on the condition that the vent is installed in accordance to the installation instructions and was not subject to fire conditions or any exposure to prolong heat. Please refer to Warranty Document on bradfordventilation.com.au for full details.