

AMPELite

Makes light work!

*Translucent glass
reinforced polyester
sheeting.*

**5
YEAR
WARRANTY**



Add excitement to outdoor living



Add protection and keep the light



Add space without breaking the bank

Cuts 99% of harmful UV rays

You can enjoy the outdoors feeling yet be protected from the sun, because Ampelite glass reinforced polyester sheeting has inbuilt protection against the transmission of harmful ultra violet rays. Sun without sunburn.

Australian Made for the 90's

Ampelite sheeting is made to stand up to tough Australian conditions from Cairns to Cradle Mountain. When you choose Ampelite glass reinforced sheeting you can be sure that it has been made from the highest quality materials available using the world's latest resin technology. Ampelite's manufacturing process ensures that each phase of production is absolutely consistent from batch to batch.

Polyester film surface protection

This tough film forms an integral part of the sheet and increases its life as it prevents reinforcing fibres becoming exposed on the surface of the sheet.

AMPELITE

Makes light work!



Ampelite looks great!

Colours: Ice clear (not illustrated), Slate Grey, Opal (white), Brown, Emerald Green (dark green), Haze Green 1800 g only. Ampelite 'Corri-glas' is traditional corrugated profile. 'Trim-glas' matches popular 5-Rib profiles such as "Trimdek".



Planning

There are so many exciting ways to use Ampelite 'Corri-glas' and 'Trim-glas'. And, the cost is moderate, so it's good value too. If you want plenty of light, lasting protection from the sun, and a great home feature, start by drawing up a simple plan.

Ampelite sheeting is lightweight and easy to handle and install. Even projects such as an outdoor living area or carport can be a satisfying Do-It-Yourself job.

Before you order materials or commence to build you should check that your proposed work complies with local council by-laws. Minimum recommended roof pitch is 5°.

The tables in this brochure give you the maximum span between battens or purlins for the 1200 and 1800 series sheeting. Sheet lengths available are also shown, and the "Sheet coverage table" helps you calculate how many sheets to buy.

Spanning Capacity

Domestic and Heavy Duty Grades		
Profile	Series	Max. span
'Corri-glas' (Corrugated)	1200	750 mm
	1800	1000 mm
'Trim-glas' (5-Rib)	1200	900 mm
	1800	1200 mm

The span between battens or supports should not exceed the above measurements.

Sheet Coverage Table

Unit: mm

Profile	1 sheet	2 sheets	3 sheets	4 sheets	5 sheets
'Corri-glas'	760	1620	2380	3140	3900
'Trim-glas'	760	1580	2340	3100	3860

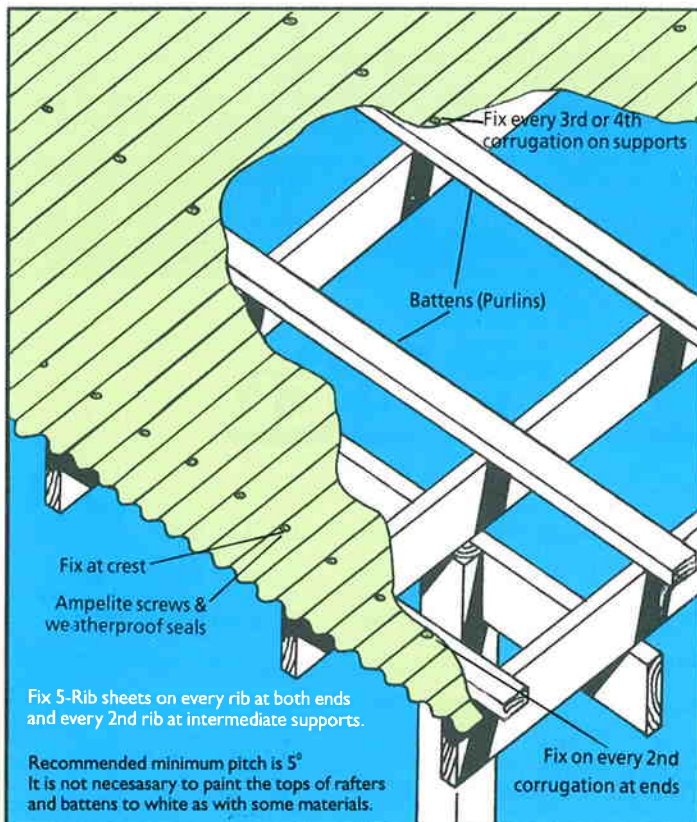
Corrugated sheets should have 1.5 overlaps, 1 rib only on 5 Rib sheets. Overlaps should face away from prevailing wind.

Sheet Lengths

Unit: mm

Profiles: Corrugated and 5 Rib								
1.8 m	2.1 m	2.4 m	2.7 m	3.0 m	3.3 m	3.6 m	3.9 m	
4.2 m	4.5 m	4.8 m	5.1 m	5.7 m	6.0 m			

In addition to these stock lengths a cut to size service is available through most outlets.



Light and Heat Transmission

Grade	1200 g		1800 g	
	Light %	Heat %	Light %	Heat %
Ice Clear	84	82	76	74
Opal (white)	69	62	69	62
Emerald Green	48	62	N/A	N/A
Brown	45	62	N/A	N/A
Slate Grey	48	60	42	52
Haze Green (In 1800 g only)	-	-	60	72

The above tests were conducted by a NATA approved research laboratory and are available on request.

Ampelite Product Grades

Unit: mm

Type	Grade	Weight
Domestic	Series 1200	1.2 kg per m ² (4 oz)
Heavy duty	Series 1800	1.8 kg per m ² (6 oz)

Translucent Ridge Capping can be supplied in both grades.



Fixing

Always pre-drill the sheets with a drill 2 mm larger than the fixing screw to allow for sheet movement due to expansion and contraction of the material.

'Corri-glas' sheets should be crest fixed at every second or third corrugation at the ends, and every third or fourth corrugation on intermediate supports. Always use Ampelite fixing screws and weather seals.

'Trim-glas' sheets should be crest fixed on each rib at the ends and every second rib on the intermediate supports.

Long lengths (up to 6.0 metres) are available, but if joining two or more sheets lengthwise, the joints should be made over a batten or purlin, with a 150 mm overlap.

When fixing fibreglass sheeting always work from planks placed over structural supports.

Cutting Sheets

Use a fine tooth handsaw or a power saw fitted with a masonry type cut-off blade. Support the sheet close to where you are cutting. It is good practice to wear protective goggles when cutting any material with a power tool. Ampelite sheeting can be custom cut to length on order, your supplier can arrange this if required.

Waste and sheeting offcuts should not be burned but disposed of with your household garbage or at the local waste centre.



Ampelite Fixings

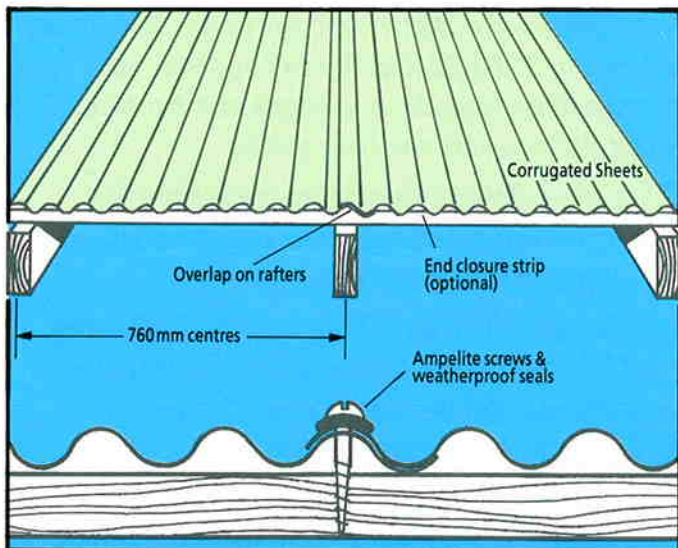
Screws for fixing 'Corri-glas' sheets.

10 g x 50 mm self drilling Multi-drive (Hex/Phillips/Slotted) screws. Packs of 50 with 17 mm weatherproof seals.

10 g x 45 mm Phillips zinc plated wood screws packed in 50's with 17 mm weather proof seals.

Screws for fixing 'Trim-glas' sheets.

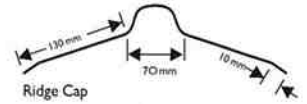
Type 17 screws (hexagon head self drilling for timber) 12 x 65 mm, packed in 25's with 19 mm 'Duranol' weatherproof seals.



Ampelite Accessories

Ridge Capping.

Available in Clear and Opal in lengths up to six metres. Clear suits all colours as it does not increase the density of colour when applied over the roofing.



Profiled End Closure Strips.

These foam strips are used at the ends of sheets to prevent the entry of birds, leaves, as well as wind driven rain. Strips available to suit 'Corri-glas' and 'Trim-glas'.



Ventilation

Good ventilation helps prevent heat build-up and assist in air circulation. If heat can be trapped inside the covered area, it is good policy to provide ventilation outlets, or use a specially designed ventilator. Our light, but strong, wind driven turbo vents are ideal.



The following benefits are in addition to consumer rights conveyed by Government regulations and the Trade Practices Act. Ampelite Fibreglass Pty. Ltd. warrant 'AMPELITE' brand glass reinforced polyester sheeting (fibreglass) for a period of 5 years (pro-rata after 2 years) against the following:

1. Reinforcing fibres becoming excessively visible.
2. De-lamination of the polyester surface film.
3. Damage from hail up to 15 mm diameter in winds up to 80 km/hr.

If any of the above occur within 2 years of purchase, Ampelite will provide a replacement sheet free of charge. After 2 years, replacement sheets will be provided, and charged for at 1.5% of the original purchase price for each month from the original purchase. As an example: 34 months x 1.5% = 51% of original price. The faulty sheet(s) must be returned freight pre-paid by the purchaser, to the nearest Ampelite state office, together with proof of purchase documentation. Costs associated with removal and refixing of sheets, or any loss, or any consequential damage are not covered by this warranty.

Sheets which fail due to incorrect installation procedures, and fair wear and tear, loss of light transmission due to atmospheric deposits or dirt, abrasion and like events are not covered by this warranty.

All translucent or transparent roofing materials, including glass, are subject to some deterioration through natural events and weathering. Regular cleaning with a mild detergent and a soft brush is recommended. Never use harsh chemicals or abrasives.



Ampelite Australia Pty Ltd ABN 91 487 122 629

Vic Tel 03 9794 0977. Fax 03 9794 0710.

N.S.W. Tel 02 9625 7200. Fax 02 9625 7211.

Qld. Tel 07 3808 6211. Fax 07 3808 4799.

S.A. Tel 08 8260 7391. Fax 08 8260 7397.

W.A. Tel 08 9309 2876. Fax 08 9309 1031.

N.Z. Tel 09 634 5366. Fax 09 622 2060.